



MICROSPEED®



DC SERVO AMPLIFIERS

MICROSPEED® (MCS)

Complete line of DC Servo Amplifiers for use in three velocity modes: with tachogenerator feedback, armature feedback and encoder feedback.

Typical applications are :
 Robotics, X-Y Tables, Medical Equipment, Textile Equipment
 Conveyors, Graphic Machinery, Packaging Machinery,
 Positioners, Converting Machinery, Feeders.

STANDARD FEATURES

- ✓ Ultra compact design
- ✓ Extremely favorable cost to performance ratio
- ✓ Extremely suitable for personalization
- ✓ Extremely simple installation and use
- ✓ Surface Mount Technology
- ✓ Panel mount
- ✓ Motor driving range from 0.045 to 2.7 Nm (6.4 - 386 oz.-in.)
- ✓ Single DC power supply
- ✓ Armature feedback
- ✓ Tachogenerator feedback
- ✓ Torque mode

OPTIONS

- ✓ Encoder Feedback
- ✓ PWM + DIR mode
- ✓ Positive / Negative Limit Switches

SPECIFICATIONS

- ✓ Supply voltage range: (MCS 60) 20÷82 Vdc
(MCS 110) 35÷130 Vdc
- ✓ Operating frequency: 22KHz
- ✓ Operating temperature: 0 ÷ 40 °C
(32 ÷ 104°F)
- ✓ Input reference (differential): ±10Vdc
- ✓ Motor current monitor: ±7,5V (Peak current)
- ✓ Auxiliary output supply for encoder: +12V/+5V@130mA (optional)
- ✓ Enable signals: +10V÷30Vdc
- ✓ Output voltage supply: +10V/-10V@4mA



DESCRIPTION

The **MICROSPEED®** DC amplifiers are ultra compact modules, ideal solution for incremental motion control, velocity loop and positioning systems which require fast response, high torque at low speed, smooth speed control and high reliability. There are many different velocity modes: tachogenerator feedback, armature feedback, encoder feedback, torque mode and PWM+DIR.

ACCESSORIES

(see specific data sheets for details)

- ✓ TRANSFORMERS
- TM/TT: single/3ph 100÷8000 Va
- ✓ NET FILTERS (for CE compliance)
- FRM/FRT: single/3ph, 2÷16 Arms

MODEL	MCS 60				MCS 110			
	1/2	2.5/5	6/12	10/20	1/2	2.5/5	6/12	10/20
SIZE (A)	1/2	2.5/5	6/12	10/20	1/2	2.5/5	6/12	10/20
CASE	PM1	PM1	PM1	PM1	PM1	PM1	PM1	PM1
Rated Current (A _{dc})	1	2.5	6	10	1	2.5	6	10
Peak Current (A _{dc}) x 2 sec.	2	5	12	20	2	5	12	20
FDC: Supply Line Fuse (type F, M or T) [•]	15 A / 250 V				15 A / 250 V			
Supply (V _{dc})	63 Vdc [▲]				100 Vdc [▲]			

[•]: FDC Fuse Type: F=Quick-acting M= Medium time-lag T=Time-lag

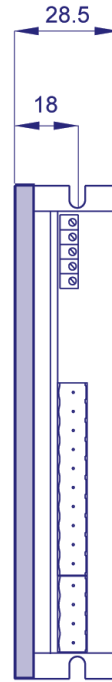
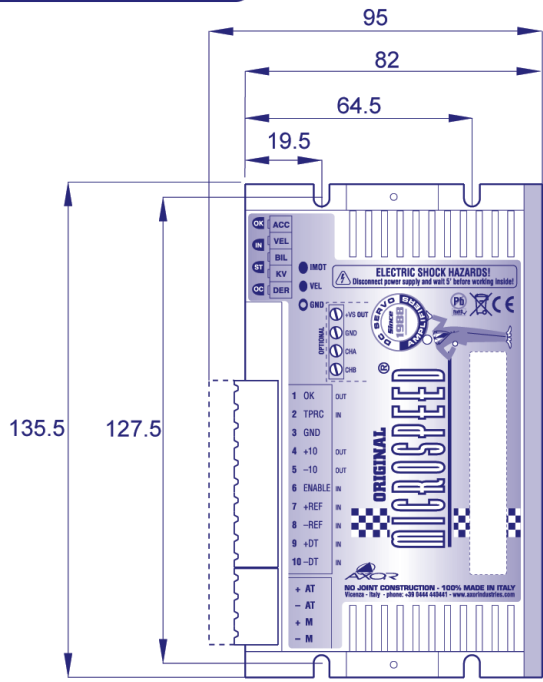
[▲]: Recommended DC power supply

Vertriebs- und Systempartner: POPHOF Antriebstechnik, 77933 Lahr
 Tel: 07821-983913, Fax 07821-983914, info@pophof.de, www.pophof.de

MECHANICAL DIMENSIONS

Drawings are not to scale (see quotations)

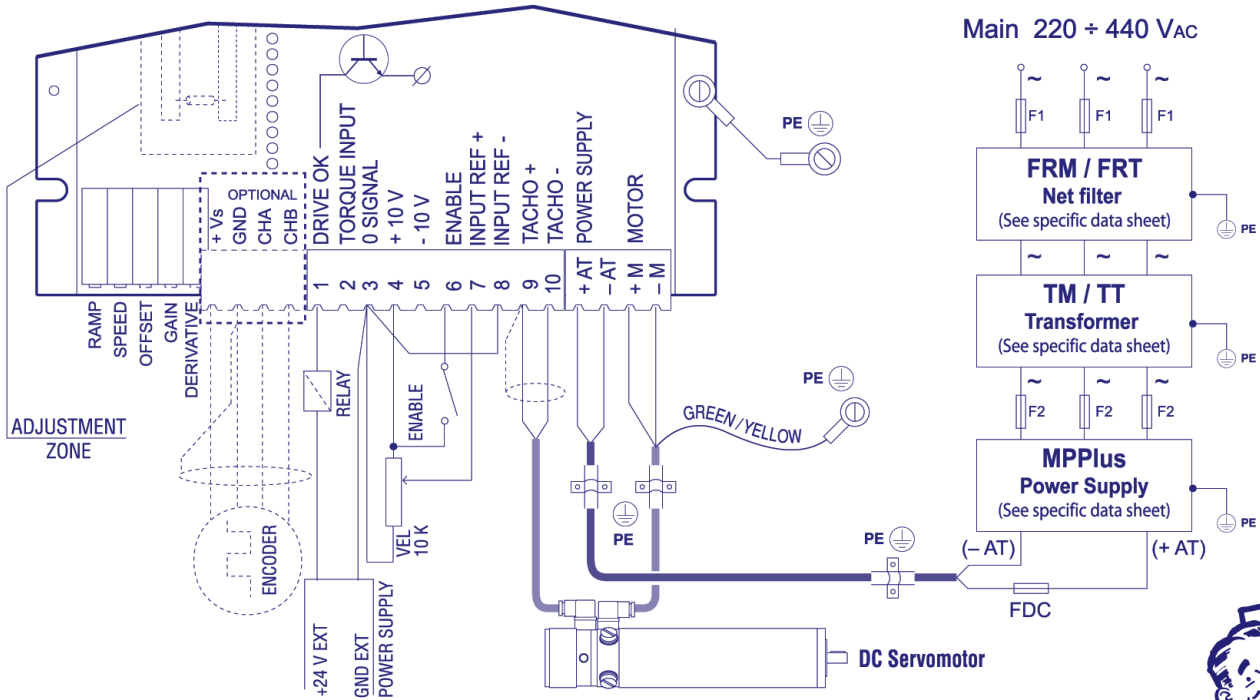
Quotes in mm



Weight: 0.35 Kg

CASE PM1 (Panel Mount "1")

ELECTRICAL CONNECTIONS



ORDERING CODE

Example:

MCS - 060 - 10 / 20 - N - S - 1000 / TO - RD - LS

NAME: Line of DC Servodrives

AMPLIFIER TYPE: 060 - 110

SIZE: 01/02 - 2.5/05 - 06/12 - 10/20

HEATSINK VERSIONS: N = Normal

PROTECTION: S = Standard
T = Tropicalized

ADDITIONAL FEATURES:
LS= +/-Limit switches (optional)

CONTROL MODE:
RD= Differential reference
IO = Demand current (torque mode)
PD= PWM+Direct (optional)

FEEDBACK:
TO = Tachogenerator (DC)
AO = Armature
EO = Encoder (optional)
OO = No feedback adjustment
(for IO and PD control modes)

AXOR:
adjustment
identification
number

Part number D.S./09.00/MCS/05
Specifications subject to change without notice. This document has been carefully checked. However, Axor does not assume liability for errors or inaccuracies.
COPYRIGHT 2006 AXOR INDUSTRIES. All rights reserved. Printed in Italy. 01/06

Vertriebs- und Systempartner: POPHOF Antriebstechnik, 77933 Lahr
Tel: 07821-983913, Fax 07821-983914, info@pophof.de, www.pophof.de