

OPTIDRIVE E2

Ease Of Use

AC Variable Speed Drive
0.37kW - 7.5kW (0.5 - 10HP)
110-480V

General purpose economy drive with modbus communication

Rich in features the Optidrive E2 is the most commercially competitive Optidrive in the Optidrive family.

Innovative and compact the Optidrive E2 range combines good looks with robustness, reliability and easy to use performance.

The product is dedicated to low power applications where total costs are ultra-competitive, including:

- Competitive purchase price
- Low installation costs
- Low commissioning costs
- Low technical support costs

Optidrive E2 has only 14 standard parameters to adjust in its basic form, thus Optidrive's legendary ease of use could not be easier or quicker to get started with. Optidrive E2 can be supplied with or without an internal rfi filter.

Key Benefits >>

- Small mechanical envelope
- Rugged industrial 50°C ambient rating for hot and tough applications
- Simple mechanical & electrical installation
- Simple operation, powerful features easy to use
- Fast setup, factory default settings ok for most applications, only 14 basic parameters
- Motor current and rpm indication
- Debugging using troubleshooting & P-00
- 150% overload for 60 secs (175% for 2 secs)
- Keypad control
- Integral RFI filter option
- Integral brake chopper (S2 and S3 only)
- Modbus RTU serial communications

OPTISTICK

For fast and accurate repeat drive programming

Simply insert Optistick into the RJ45 slot on the face of the Optidrive E2:

- Upload/download buttons allow for fast copying of parameters between drives
- Infra red communications capability provides remote control convenience
- Can be programmed with PDA or Smart phone



Industry Sectors

- Food Processing
- Bottling
- Pumping
- Chemical
- Waste Water
- HVAC
- Conveyor



Specification		OPTIDRIVE E2	
Output ratings	Overload Capacity	150% for 60 secs 175% for 2 secs	
	Frequency	0...500Hz	
Input Ratings	Frequency	48 - 62Hz	
	Voltage	110 - 115 + / - 10% 1 Phase (0.5 - 1.5HP) 200 - 240 + / - 10% 1 Phase (0.37 - 2.2kW / 0.5 - 3HP) 200 - 240 + / - 10% 3 Phase (0.37 - 3.7kW / 0.5 - 5HP) 380 - 480 + / - 10% 3 Phase (0.75 - 7.5kW / 1 - 10HP)	
Ambient Conditions	Temperature	Operating : 0 to 50°C Max; Storage : -40 to +60°C	
	Altitude	0 - 2000m, derate 1% per 100m above 1000m	
	Ingress Protection	IP20 / Optional IP55	
Programming	Keypad	Yes	
	PC	Yes	
	PDA	Yes	
	Smartphone	Yes	
Control Specification	Control Method	Voltage Vector	
	PWM Frequency	4...32kHz (effective)	
	V/Hz ratio	Linear	
	Boost	Yes	
	Stop Mode	Coast / Ramp / DC Brake	
	Internal Brake transistor	Yes (Sizes 2 and 3). External Resistor required	
	Capacity	100% Drive Rated Power continuously	
	Skip Frequency	One point, adjustable frequency band	
	Frequency setpoint control		0...10 VDC 20...4mA 4...20mA 0..20mA
			Digital - Keypad ModBus
	Pre-set speeds	4	
	PI Control	Yes	
	Spin Start	Yes	
	Acceleration	0..3000 sec	
	Deceleration	(2 rmps) 0..3000 sec	
	Programmable I/O	Input 1	Programmable Digital Input
		Input 2	Programmable Digital Input
Input 3		User Selectable Analog / Digital Input	
Input 4		User Selectable Analog / Digital Input	
Output 1		Programmable Analog / Digital Output	
Relay 1		Relay Output (30 VDC 5A, 250 VAC, 6A)	
Keypad Display	Operating Display	Output Frequency, Current, Rpm and User Scalable values	
	Remote mount	Optional Optoport E2 remote mounting keypad	
Protective Functions	Inverter Trip	Over voltage	
		Over current	
Under voltage			
External trip			
Motor overload			
Over temperature			
Short circuited			
Earth Fault			
Under Voltage			
Memory		Last 4 Trips stored	
Bus communication	Modbus	Yes	
	Profibus DP	via Gateway	
	DeviceNet	via Gateway	
	RS485 (Optibus)	Standard	
Compliance with	EN 61800-3:2004	Adjustable speed electrical power drive systems. EMC requirements	



OPTIDRIVE E2 Electrical Data in kW

200 - 240V 1 Phase	Motor Power (kW)	Output Current (A)	Frame Size
ODE-2-12037-1KB12	0.37	2.3	1
ODE-2-12075-1KB12	0.75	4.3	1
ODE-2-12150-1KB12	1.5	7	1
ODE-2-22150-1KB42	1.5	7	2
ODE-2-22220-1KB42	2.2	10.5	2

200 - 240V 3 Phase	Motor Power (kW)	Output Current (A)	Frame Size
ODE-2-12037-3K012	0.37	2.3	1 #
ODE-2-12075-3K012	0.75	4.3	1 #
ODE-2-12150-3K012	1.5	7	1 #
ODE-2-22150-3KB42	1.5	7	2
ODE-2-22220-3KB42	2.2	10.5	2
ODE-2-32040-3KB42	4	18	3

Note : Suitable for use on single phase supply with 50% derating
Size 1 drives do not have an rfi filter

380 - 480V 3 Phase	Motor Power (kW)	Output Current (A)	Frame Size
ODE-2-14075-3KA12	0.75	2.2	1
ODE-2-14150-3KA12	1.5	4.1	1
ODE-2-24150-3KA42	1.5	4.1	2
ODE-2-24220-3KA42	2.2	5.8	2
ODE-2-24400-3KA42	4	9.5	2
ODE-2-34055-3KA42	5.5	14	3
ODE-2-34075-3KA42	7.5	18	3

OPTIDRIVE E2 Electrical Data in HP

110 - 115V 1 Phase	Motor Power (HP)	Output Current (A)	Frame Size
ODE-2-11005-1H012	0.5	2.3	1
ODE-2-11010-1H012	1	4.3	1
ODE-2-21015-1H042	1.5	5.8	2


Note: 230V, 3 phase output (Voltage Doubler)

200 - 240V 1 Phase	Motor Power (HP)	Output Current (A)	Frame Size
ODE-2-12005-1H012	0.5	2.3	1
ODE-2-12010-1H012	1	4.3	1
ODE-2-12020-1H012	2	7	1
ODE-2-22020-1H042	2	7	2
ODE-2-22030-1H042	3	10.5	2

200 - 240V 3 Phase	Motor Power (HP)	Output Current (A)	Frame Size
ODE-2-12005-3H012	0.5	2.3	1
ODE-2-12010-3H012	1	4.3	1
ODE-2-12020-3H012	2	7	1
ODE-2-22020-3H042	2	7	2
ODE-2-22030-3H042	3	10.5	2
ODE-2-32050-3H042	5	18	3

Note : Suitable for use on single phase supply with 50% derating

380 - 480V 3 Phase	Motor Power (HP)	Output Current (A)	Frame Size
ODE-2-14010-3H012	1	2.2	1
ODE-2-14020-3H012	2	4.1	1
ODE-2-24020-3H042	2	4.1	2
ODE-2-24030-3H042	3	5.8	2
ODE-2-24050-3H042	5	9.5	2
ODE-2-34075-3H042	7.5	14	3
ODE-2-34100-3H042	10	18	3


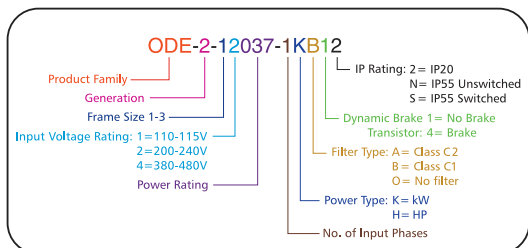




OPTIDRIVE E2 Dimensions

Size	Height (mm)	Width (mm)	Depth (mm)	Weight (kg)	Fixings
1	173	82	123	1.1	4 x M4
2	221	104	150	2.6	4 x M4
3	261	131	175	4.0	4 x M4

OPTIDRIVE E2 Part Number Designation



EMC and Varistor disconnect

Options

Product	Description	Category
OptiFilter	RFI Line Filter	Page 18
Optibrake	Dynamic Braking Resistor	Page 19
Input Chokes	Mains Supply Input Chokes	Page 20
Output Filters	Motor Output Filter, recommended for long motor cable runs	Page 21
2ROUT	2 Relay Output Option	Page 22
HVACO	2 Relay Output for HVAC operation	Page 22
Optiport E2	Optiport Plus remote mounting keypad	Page 24
Network Cables	RJ45 Cables and Splitters	Page 25
Optiwand PDA / SP	Commissioning and backup software for Pocket PC / PDA	Page 26
Fieldbus Gateway	DeviceNet, Profibus and Ethernet gateways	Page 28